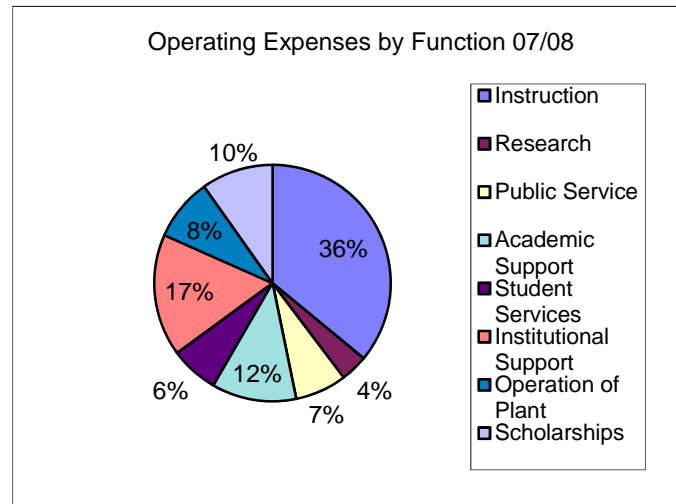
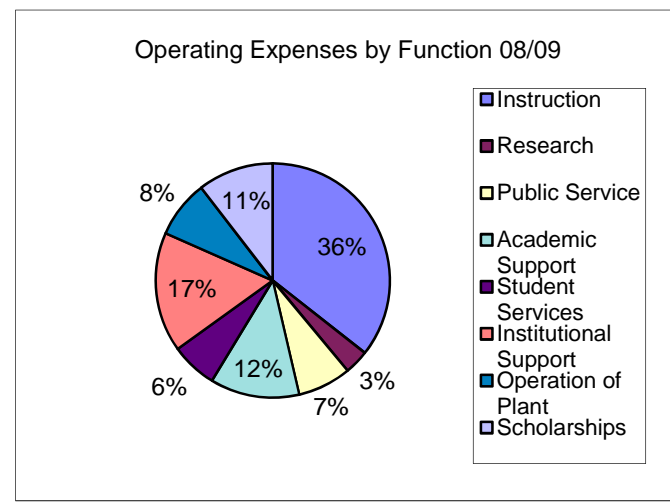


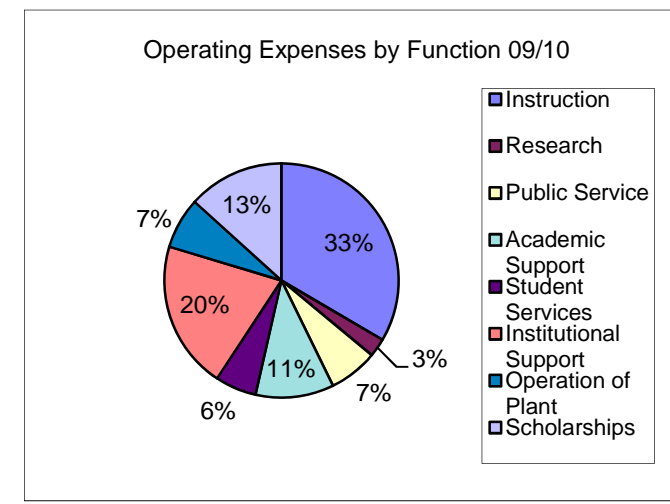
**University of West Florida  
Functional Classification of Operating Expenses - All Funds Excluding Auxiliaries**



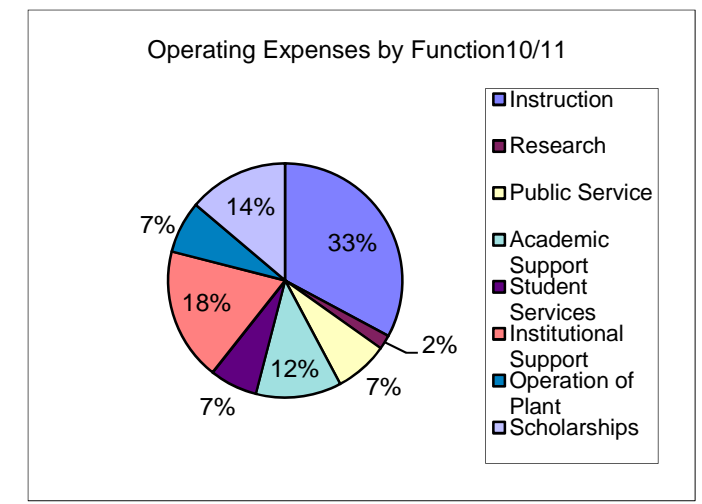
**Year Ended June 30, 2008**



**Year Ended June 30, 2009**



**Year Ended June 30, 2010**



**Year Ended June 30, 2011**

Functional Classification	Total
Instruction	44,186,622
Research	4,595,726
Public Service	8,660,317
Academic Support	14,239,682
Student Services	8,085,140
Institutional Support	20,476,013
Operation of Plant	10,521,411
Scholarships	12,036,891
<b>Subtotal</b>	<b>122,801,802</b>
Auxiliary Enterprises	9,829,851
Depreciation	9,414,418
Loan Expenses	0
FL Great Northwest Sub-contract <sup>1</sup>	4,000,000
<b>Operating Expenses per FS</b>	<b>146,046,071</b>

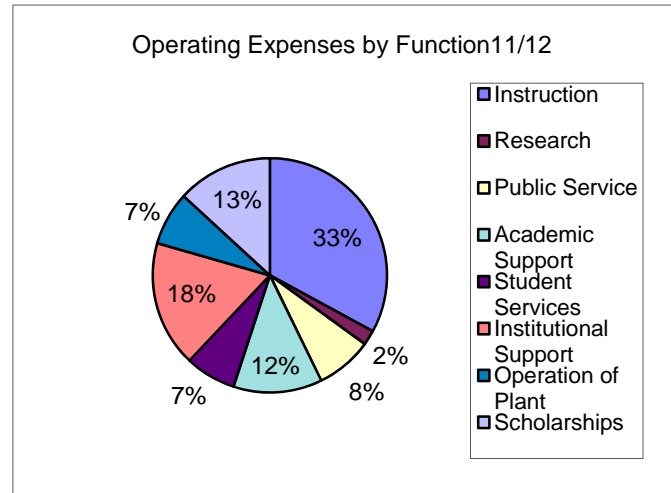
Functional Classification	Total
Instruction	44,152,381
Research	4,162,513
Public Service	9,168,623
Academic Support	15,281,475
Student Services	7,928,716
Institutional Support	20,486,096
Operation of Plant	9,832,117
Scholarships	12,985,429
<b>Subtotal</b>	<b>123,997,350</b>
Auxiliary Enterprises	8,317,071
Depreciation	8,874,836
Loan Expenses	2,848
<b>Operating Expenses per FS</b>	<b>141,192,105</b>

Functional Classification	Total
Instruction	47,444,402
Research	3,656,953
Public Service	9,593,758
Academic Support	15,326,075
Student Services	8,106,747
Institutional Support	28,945,456
Operation of Plant	10,003,295
Scholarships	18,856,407
<b>Subtotal</b>	<b>141,933,093</b>
Auxiliary Enterprises	8,671,972
Depreciation	8,841,237
Loan Expenses	0
<b>Operating Expenses per FS</b>	<b>159,446,302</b>

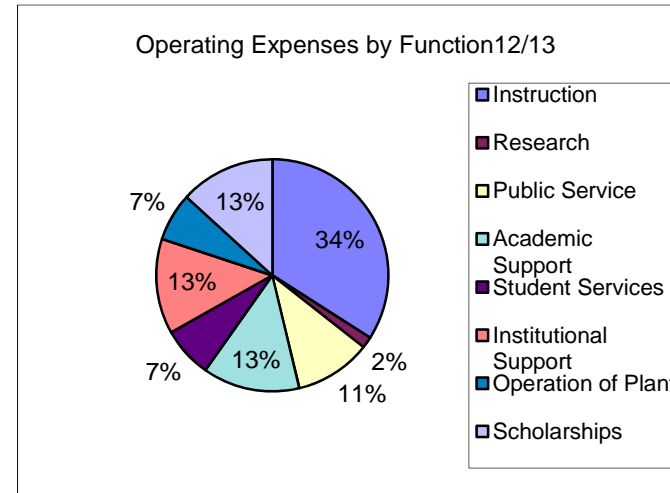
Functional Classification	Total
Instruction	47,623,026
Research	2,827,266
Public Service	10,745,339
Academic Support	17,116,510
Student Services	9,574,590
Institutional Support	26,586,601
Operation of Plant	10,426,634
Scholarships	20,015,580
<b>Subtotal</b>	<b>144,915,546</b>
Auxiliary Enterprises	10,832,260
Depreciation	9,575,434
Loan Expenses	86,087
<b>Operating Expenses per FS</b>	<b>165,409,327</b>

<sup>1</sup> This amount deducted from Institutional Support as an atypical transaction.

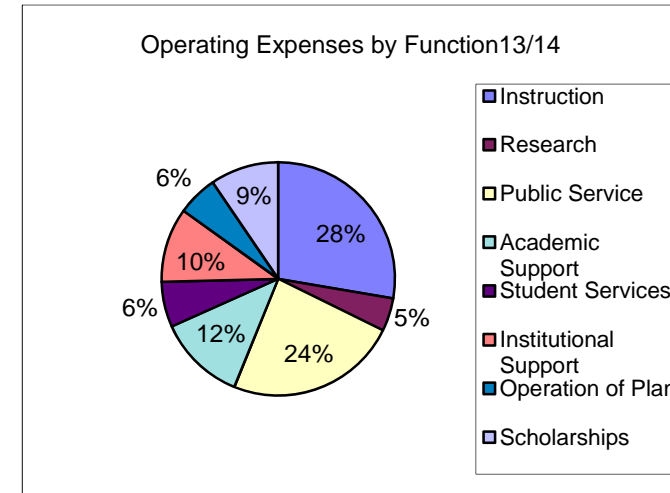
**University of West Florida  
Functional Classification of Operating Expenses - All Funds Excluding Auxiliaries**



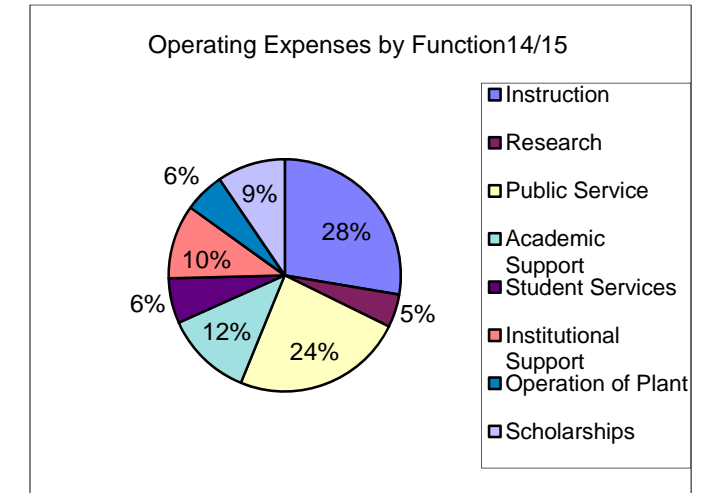
**Year Ended June 30, 2012**



**Year Ended June 30, 2013**



**Year Ended June 30, 2014**



**Year Ended June 30, 2015**

Functional Classification	Total
Instruction	47,642,288
Research	2,990,061
Public Service	11,308,493
Academic Support	17,751,324
Student Services	10,162,597
Institutional Support	25,182,285
Operation of Plant	10,697,079
Scholarships	19,050,520
<b>Subtotal</b>	<b>144,784,647</b>
Auxiliary Enterprises	11,685,369
Depreciation	7,750,295
Loan Expenses	0
<b>Operating Expenses per FS</b>	<b>164,220,311</b>

Functional Classification	Total
Instruction	51,635,974
Research	2,354,370
Public Service	16,175,027
Academic Support	20,505,141
Student Services	10,697,988
Institutional Support	20,113,871
Operation of Plant	10,149,615
Scholarships	20,059,307
<b>Subtotal</b>	<b>151,691,293</b>
Auxiliary Enterprises	12,880,202
Depreciation	7,621,357
Loan Expenses	0
<b>Operating Expenses per FS</b>	<b>172,192,852</b>

Functional Classification	Total
Instruction	53,723,128
Research	7,123,660
Public Service	16,805,737
Academic Support	21,980,762
Student Services	12,073,881
Institutional Support	19,083,869
Operation of Plant	11,604,583
Scholarships	21,329,494
<b>Subtotal</b>	<b>163,725,114</b>
Auxiliary Enterprises	16,030,680
Depreciation	8,421,459
Loan Expenses	0
<b>Operating Expenses per FS</b>	<b>188,177,253</b>

Functional Classification	Total
Instruction	53,113,184
Research	8,802,532
Public Service	45,865,352
Academic Support	23,361,614
Student Services	12,057,794
Institutional Support	19,784,764
Operation of Plant	10,739,307
Scholarships	18,217,167
<b>Subtotal</b>	<b>191,941,714</b>
Auxiliary Enterprises	17,457,201
Depreciation	8,672,668
Loan Expenses	0
<b>Operating Expenses per FS</b>	<b>218,071,583</b>