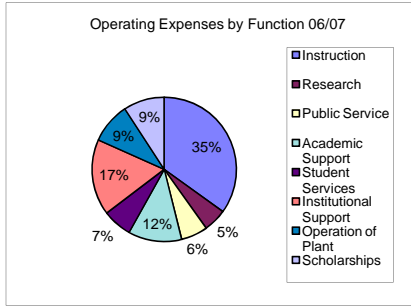
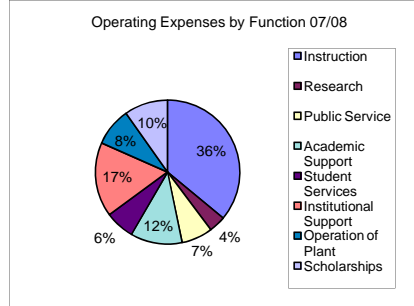


**University of West Florida
Functional Classification of Operating Expenses - All Funds Excluding Auxiliaries**



Year Ended June 30, 2007

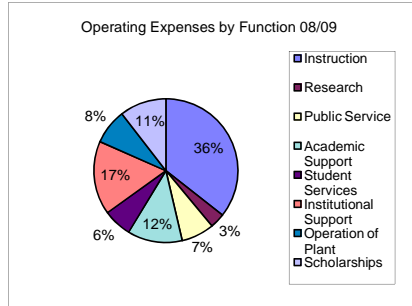
Functional Classification	Total
Instruction	43,555,170
Research	6,488,862
Public Service	7,445,878
Academic Support	14,977,119
Student Services	8,226,570
Institutional Support	21,193,922
Operation of Plant	11,380,040
Scholarships	11,463,212
Subtotal	124,730,773
Auxiliary Enterprises	9,682,900
Depreciation	9,051,697
Loan Expenses	16,889
Operating Expenses per FS	<u>143,482,259</u>



Year Ended June 30, 2008

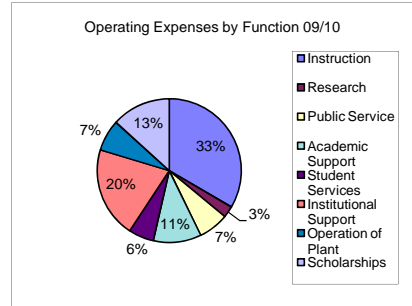
Functional Classification	Total
Instruction	44,186,622
Research	4,595,726
Public Service	8,660,317
Academic Support	14,239,682
Student Services	8,085,140
Institutional Support	20,476,013
Operation of Plant	10,521,411
Scholarships	12,036,891
Subtotal	122,801,802
Auxiliary Enterprises	9,829,851
Depreciation	9,414,418
Loan Expenses	0
FL Great Northwest Sub-contract ¹	4,000,000
Operating Expenses per FS	<u>146,046,071</u>

¹ This amount deducted from Institutional Support as an atypical transaction.



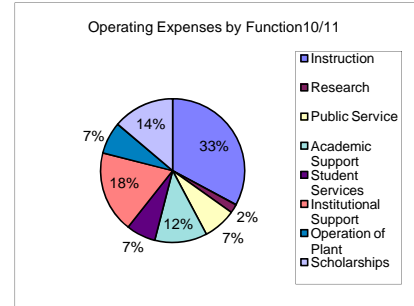
Year Ended June 30, 2009

Functional Classification	Total
Instruction	44,152,381
Research	4,162,513
Public Service	9,168,623
Academic Support	15,281,475
Student Services	7,928,716
Institutional Support	20,486,096
Operation of Plant	9,832,117
Scholarships	12,985,429
Subtotal	123,997,350
Auxiliary Enterprises	8,317,071
Depreciation	8,874,836
Loan Expenses	2,848
Operating Expenses per FS	<u>141,192,105</u>



Year Ended June 30, 2010

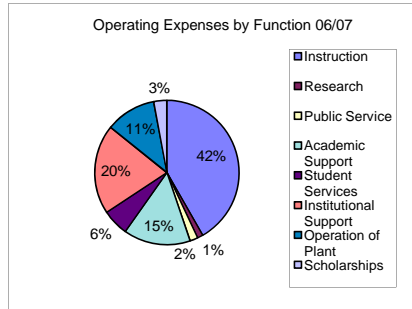
Functional Classification	Total
Instruction	47,444,402
Research	3,656,953
Public Service	9,593,758
Academic Support	15,326,075
Student Services	8,106,747
Institutional Support	28,945,456
Operation of Plant	10,003,295
Scholarships	18,856,407
Subtotal	141,933,093
Auxiliary Enterprises	8,671,972
Depreciation	8,841,237
Loan Expenses	0
Operating Expenses per FS	<u>159,446,302</u>



Year Ended June 30, 2011

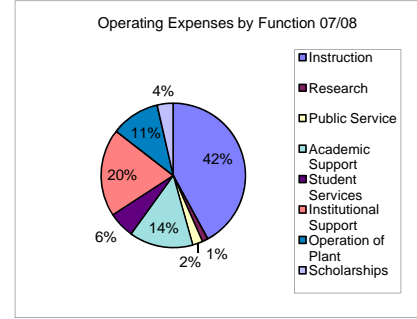
Functional Classification	Total
Instruction	47,623,026
Research	2,827,266
Public Service	10,745,339
Academic Support	17,116,510
Student Services	9,574,590
Institutional Support	26,586,601
Operation of Plant	10,426,634
Scholarships	20,015,580
Subtotal	144,915,546
Auxiliary Enterprises	10,832,260
Depreciation	9,575,434
Loan Expenses	86,087
Operating Expenses per FS	<u>165,409,327</u>

**University of West Florida
Functional Classification of Operating Expenses - E&G Only**



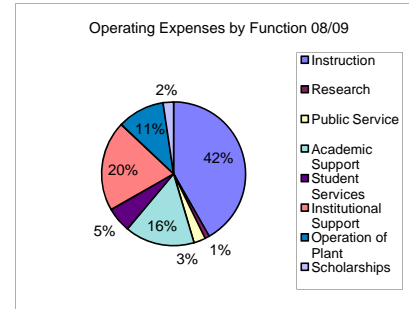
Year Ended June 30, 2007

Functional Classification	Total
Instruction	40,605,474
Research	1,241,626
Public Service	1,747,684
Academic Support	14,602,484
Student Services	5,728,687
Institutional Support	19,517,815
Operation of Plant	10,980,935
Scholarships	2,868,903
Total	97,293,608



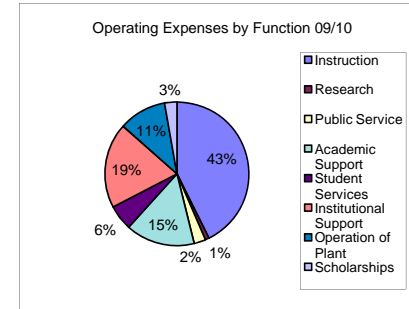
Year Ended June 30, 2008

Functional Classification	Total
Instruction	40,545,216
Research	1,247,125
Public Service	2,167,259
Academic Support	13,825,523
Student Services	5,612,503
Institutional Support	18,929,819
Operation of Plant	10,521,411
Scholarships	3,468,633
Total	96,317,489



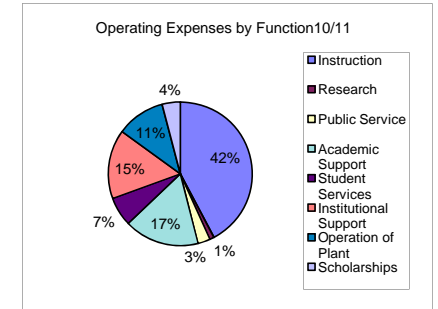
Year Ended June 30, 2009

Functional Classification	Total
Instruction	38,602,490
Research	940,189
Public Service	2,443,993
Academic Support	14,506,481
Student Services	5,204,429
Institutional Support	18,763,478
Operation of Plant	9,832,117
Scholarships	2,161,382
Total	92,454,559



Year Ended June 30, 2010

Functional Classification	Total
Instruction	39,795,135
Research	825,430
Public Service	2,443,887
Academic Support	14,514,628
Student Services	5,313,371
Institutional Support	17,842,900
Operation of Plant	10,003,295
Scholarships	2,595,795
Total	93,334,440



Year Ended June 30, 2011

Functional Classification	Total
Instruction	40,343,099
Research	964,299
Public Service	2,637,247
Academic Support	16,122,634
Student Services	6,238,550
Institutional Support	14,823,294
Operation of Plant	10,426,635
Scholarships	3,929,425
Total	95,485,183