

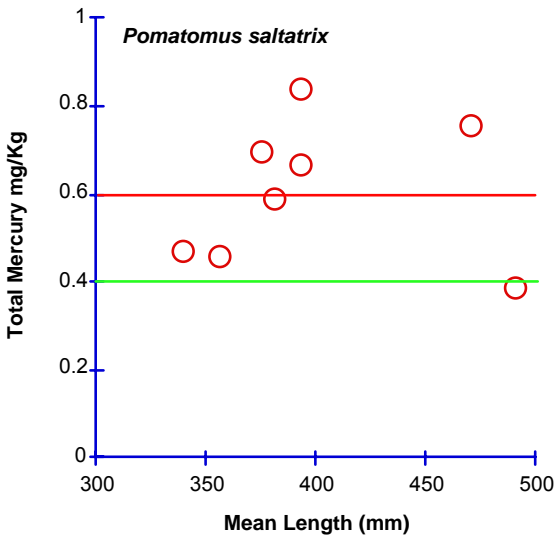
Bluefish *Pomatomus saltatrix*

Sample Locations: Pensacola Bay, Pensacola Pass, Santa Rosa Island Surf

Samples from 9 fish ranging in size from 34 to 49 cm were collected from Pensacola Bay, Pensacola Pass, and along Santa Rosa Island in the Gulf of Mexico. All fish were at or exceeded the US EPA screening value for mercury, and five out of nine exceeded the State of Florida threshold for limited consumption. Two of the larger fish exceeded the US EPA threshold for total PCB content, and one fish exceeded the State of Florida threshold for PCBs. Six out of nine fish exceeded the US EPA threshold for toxicity (TEQ) of Dioxins/Furans and PCBs.

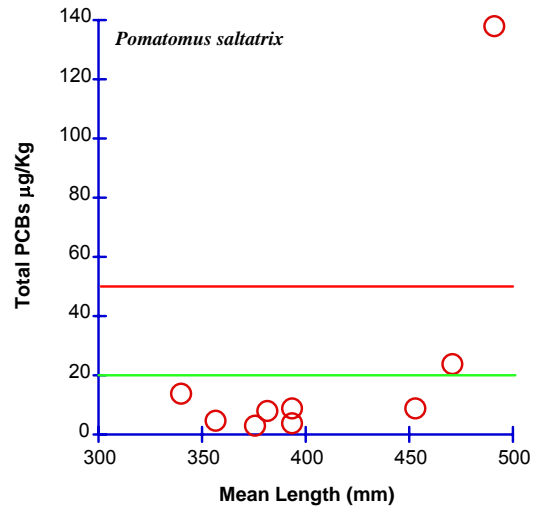
Mercury Content

Mercury content was high in sampled fish.

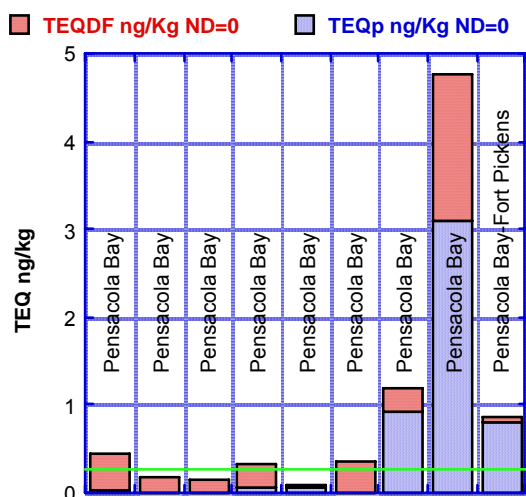


Red line: State of Florida action limit at 0.60 mg/kg. Green line: US EPA recreational consumption action limit at 0.40 mg/kg

PCB Content



Red line: State of Florida action limit at 50 µg/kg. Green line: US EPA recreational consumption action limit at 20 µg/kg



Toxicity of PCB molecules as a Toxic Equivalency Quotient (TEQ). The US EPA recreational consumption action limit for TEQ at 0.256 ng/kg is indicated by the green line.

| Location | n | Mean Length (mm) | Mean Weight (g) | % Lipid | TEQ _{DF} ng/kg ND=0 | TEQ _P ng/kg ND=0 | TEQ _{DFP} ng/kg ND=0 | ΣPCBs ug/kg | Hg mg/kg |
|-------------------------------|---|------------------|-----------------|---------|------------------------------|-----------------------------|-------------------------------|---------------|-------------|
| Pensacola Bay | 1 | 339 | 360.0 | 1.20 | 0.4404 | 0.0204 | 0.4608 | 13.80 | 0.47 |
| Pensacola Bay | 1 | 355 | 420.0 | 1.00 | 0.1649 | 0.0067 | 0.1716 | 4.93 | 0.46 |
| Pensacola Bay | 1 | 375 | 470.0 | 0.40 | 0.1431 | 0.0048 | 0.1479 | 3.10 | 0.7 |
| Pensacola Bay | 1 | 381 | 480.0 | 0.60 | 0.2500 | 0.0701 | 0.3201 | 8.29 | 0.59 |
| Pensacola Bay | 1 | 392 | 560.0 | | 0.0524 | 0.0547 | 0.1071 | 4.280 | 0.67 |
| Pensacola Bay | 1 | 392 | 540.0 | 0.70 | 0.3351 | 0.0124 | 0.3475 | 8.96 | 0.84 |
| Pensacola Bay | 1 | 470 | 980.0 | 0.90 | 0.2740 | 0.9300 | 1.2040 | 24.20 | 0.76 |
| Pensacola Bay | 1 | 490 | 1080.0 | 1.40 | 1.6748 | 3.0968 | 4.7716 | 138.00 | 0.39 |
| Pensacola Bay Fort Pickens | 1 | 452 | 940.0 | 0.40 | 0.0646 | 0.8071 | 0.8717 | 8.940 | |