

Access Assignments in your Electronic Portfolio (Exxat PRISM)

The Electronic Portfolio Exxat PRISM houses the TeacherReady teacher candidates' main evaluations throughout the program.

- ❑ **InTASC Dispositions** for Students at Enrollment in Foundations Course 1
- ❑ **Benchmark Assessment** at enrollment in Benchmark Assessment (after Intensive Lesson 4)
- ❑ **Culminating Clinical Experience Evaluation** at enrollment in Intensive Lesson 8 (after all coursework and clinical experience assignments for lessons 1-7 have been completed)

Instructions to access and submit assignments – InTASC Dispositions

1. Go to <https://steps.exxat.com/account/login>
2. Log into your account and click on **View All Coursework**

The screenshot displays the Exxat PRISM dashboard interface. At the top right, there is a 'New Dashboard' toggle switch and the 'Exxat PRISM' logo. The main content area is divided into several sections. The 'My Placements' section at the top left shows a calendar view for January through June, with a message stating 'No Placements Have Been Assigned Yet.' Below this is the 'My Coursework' section, which features a 'View All Coursework' button highlighted with a red arrow. To the right of the 'My Coursework' section are three smaller cards: 'School Resources', 'Explore Fieldwork Locations', and 'School Contacts'. At the bottom left, there is an 'Exxat Prism Learning Hub' section. On the right side of the dashboard, there are two summary cards: 'Compliance' (00) and 'Pre-placement Tasks' (00), both indicating no pending items.

3. Click on **FC1 – Foundations Course 1**

Require Placement Do Not Require Placement

3 Results Found

COURSE DETAILS	ACADEMIC YEAR	TERM	PLACEMENT DETAILS	LOCATION AND SETTING DETAILS	MAY NEED ATTENTION
FC1 - Foundations Course 1	2024-2025	2024			
BMA - Benchmark Assessment	2024-2025	2025			
CE - Culminating Evaluation	2024-2025	2024			

4. Click on **Course Activities**.

← FC1 - Foundations Course 1

Course Information Placement Details Course Activities

Course Details

Nature of the Course Term 2024 Academic Year 2024-2025

Course Resources

All Documents Videos

5. You will see the form **InTasc Dispositions for Students**. Click the name of the form to access the assignment.

← FC1 - Foundations Course 1

Course Information Placement Details Course Activities

Forms/Evaluations

FORM	DUE DATE	STATUS
InTasc Dispositions for Students	12/01/2026	Get Started

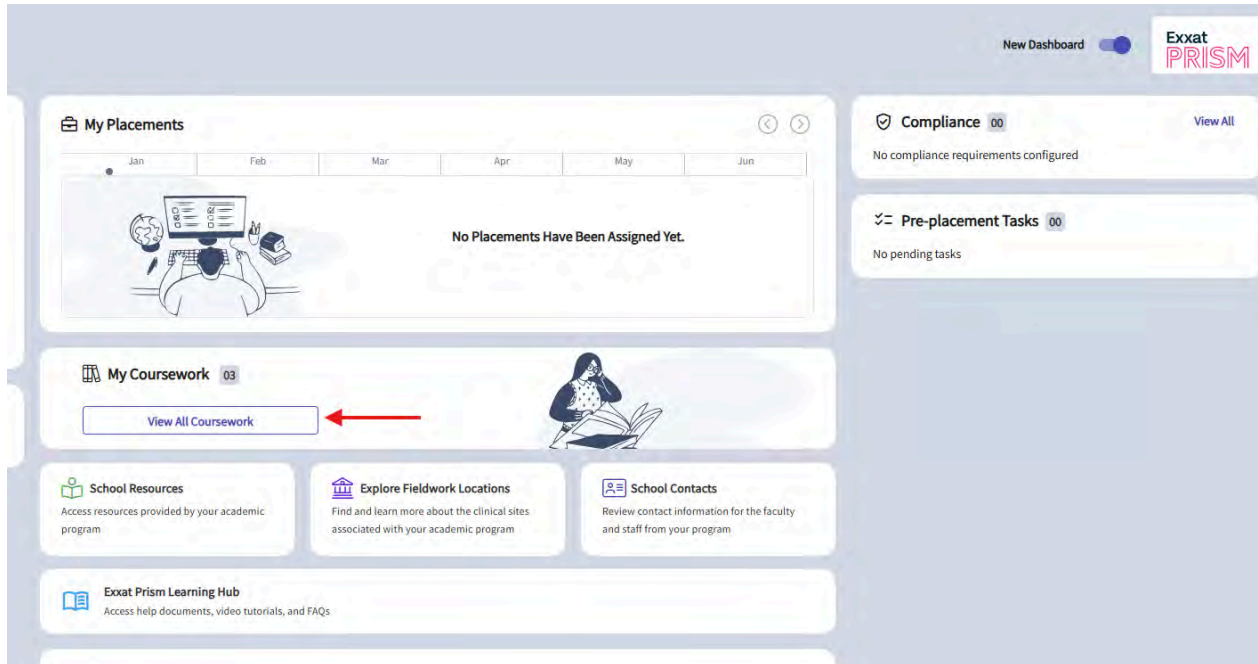
6. **Start your assignment.** This is a self-assessment of your current skillset.

7. When completed, **submit** your assignment and **download** the PDF document.

8. Upload your assignment in your e-learning platform (Canvas) **Foundations Course 1: Module 6: Wrap up, 6.2 InTASC Dispositions for Students.**

Instructions to access and submit assignments – Benchmark Assessment

1. Go to <https://steps.exxat.com/account/login>
2. Log into your account and click on **View All Coursework**.

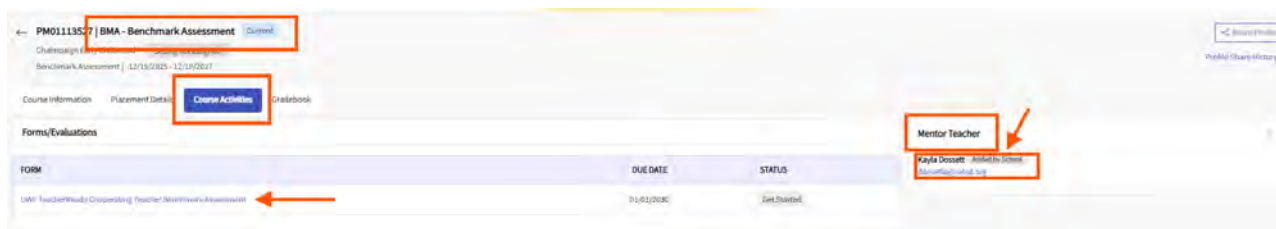


3. Click on **BMA – Benchmark Assessment**

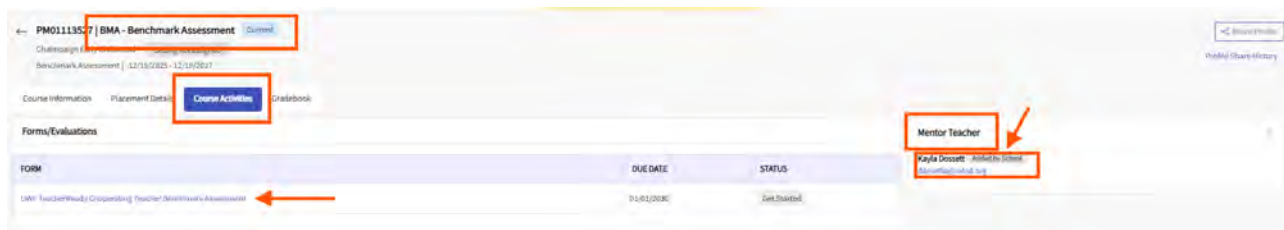
The screenshot shows a table with the following columns: COURSE DETAILS, ACADEMIC YEAR, TERM, PLACEMENT DETAILS, LOCATION AND SETTING DETAILS, and MAY NEED ATTENTION. There are 3 results found.

COURSE DETAILS	ACADEMIC YEAR	TERM	PLACEMENT DETAILS	LOCATION AND SETTING DETAILS	MAY NEED ATTENTION
FCL - Foundational Course I	2024-2025	2024			
BMA - Benchmark Assessment	2024-2025	2025			
CE - Culminating Evaluation	2024-2025	2024			

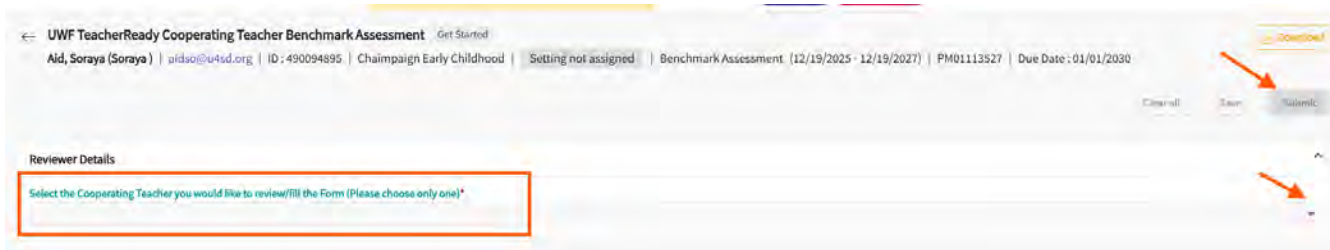
4. Click on **Course Activities**



- Click on the assignment name **BMA – UWF TeacherReady Cooperating Teacher Benchmark Assessment**. Make sure you have a placement and mentor assigned in Exxat.



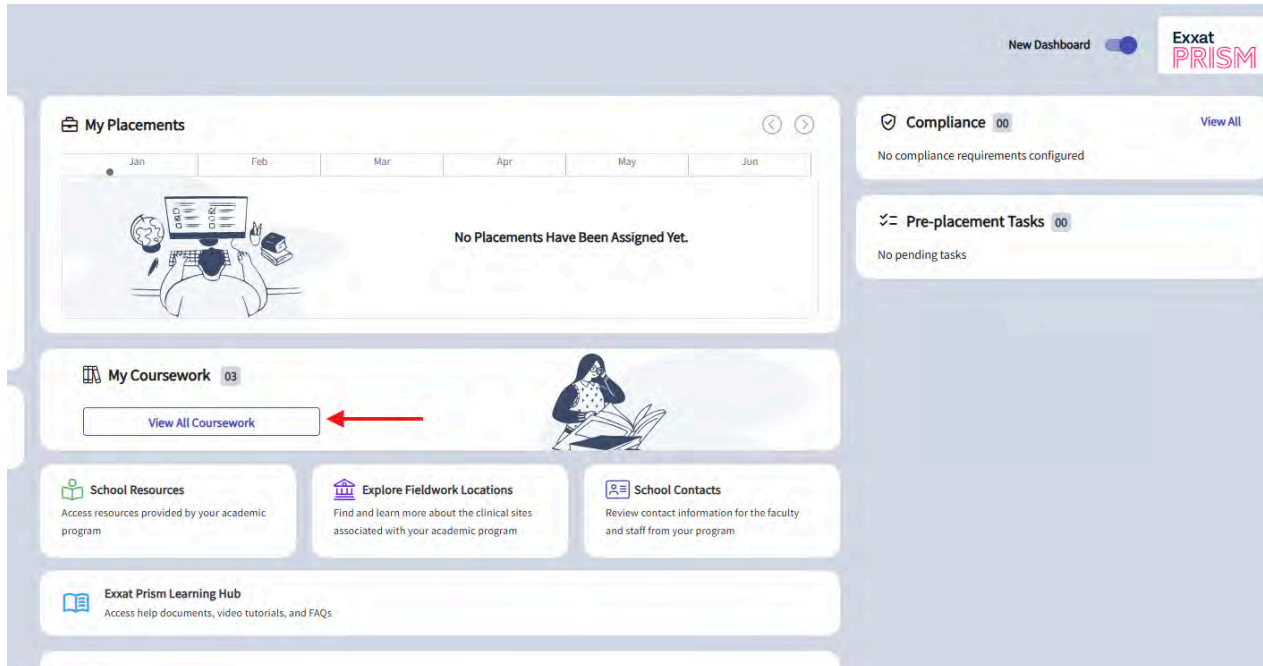
- Click on the **dropdown** arrow on the far right and **select** your **mentor name/email address**. **Send** the link to the **Benchmark Assessment** to your mentor teacher. This link is unique to your Exxat Electronic Portfolio.



- After your mentor teacher **completes and submits** the **Benchmark Assessment**, **download** the PDF copy of the Benchmark Assessment and **send** it to your **mentor**. Your mentor teacher does not have access to download this document.
- Continue with your **Post Benchmark Assessment mentoring conference** with your mentor.

Instructions to access and submit assignments – Culminating Evaluation

1. Go to <https://steps.exxat.com/account/login>
2. Log into your account and click on **View All Coursework**.



3. Click on **CE – Culminating Evaluation**

The screenshot shows a table with the following columns: COURSE DETAILS, ACADEMIC YEAR, TERM, PLACEMENT DETAILS, LOCATION AND SETTING DETAILS, and MAY NEED ATTENTION. The table contains three rows of data:

COURSE DETAILS	ACADEMIC YEAR	TERM	PLACEMENT DETAILS	LOCATION AND SETTING DETAILS	MAY NEED ATTENTION
FCL - Foundations Course I	2024-2025	2024			
BMA - Benchmark Assessment	2024-2025	2025			
CE - Culminating Evaluation	2024-2025	2024			

4. Click on **Course Activities**



5. Click on the assignment name **CE – UWF TeacherReady Cooperating Teacher Culminating Evaluation**. Make sure you have a **placement and mentor** assigned in Exxat.



6. Click on the **dropdown** arrow on the far right and **select** your **mentor name/email address**. Send the link to the **Culminating Evaluation** to your mentor teacher. This link is unique to your Exxat Electronic Portfolio.



7. After your mentor teacher **completes and submits** the **Culminating Evaluation**, **download** the PDF copy of the **Culminating Evaluation** and **send** it to your **mentor**. Your mentor teacher does not have access to download this document.
8. Continue with your **Post Culminating Evaluation mentoring conference** with your mentor.