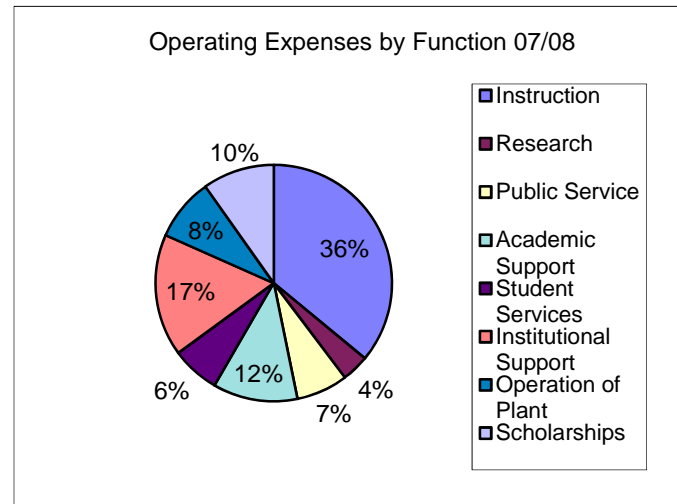
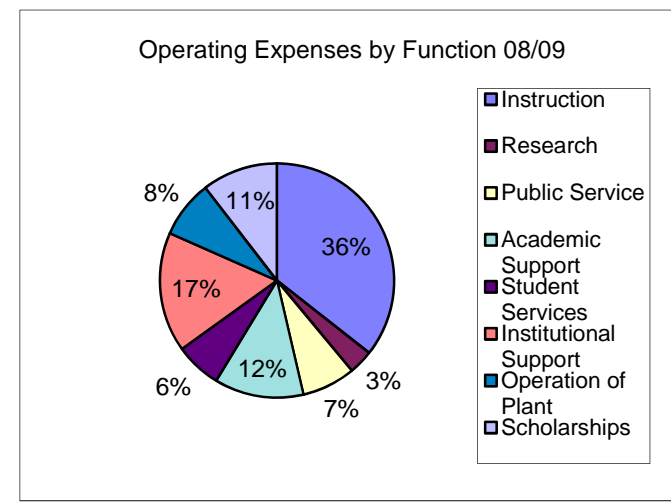


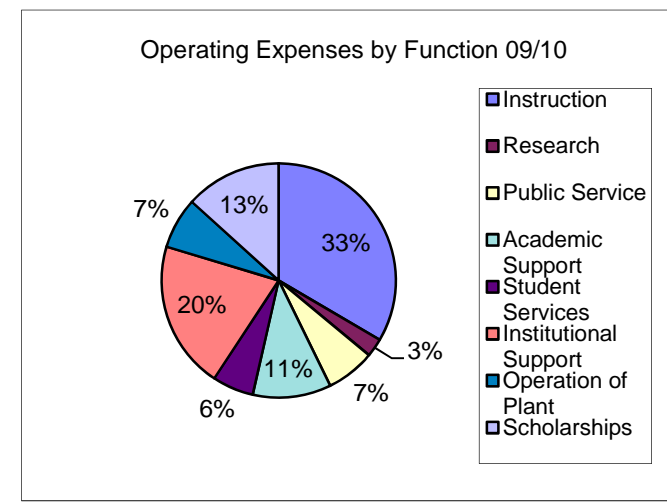
**University of West Florida
Functional Classification of Operating Expenses - All Funds Excluding Auxiliaries**



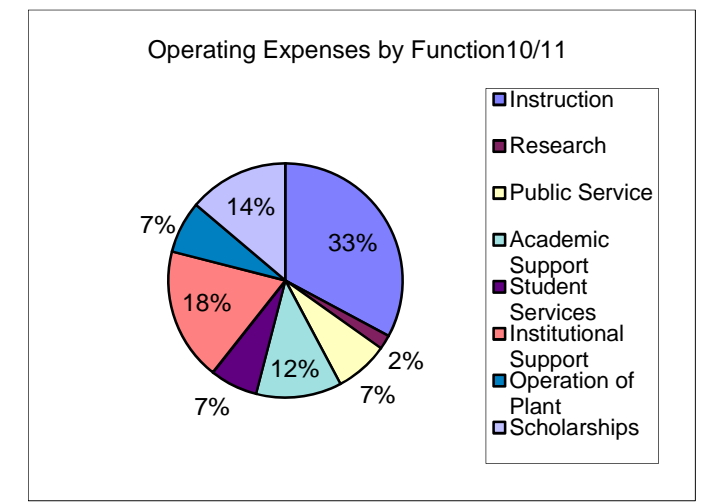
Year Ended June 30, 2008



Year Ended June 30, 2009



Year Ended June 30, 2010



Year Ended June 30, 2011

Functional Classification	Total
Instruction	44,186,622
Research	4,595,726
Public Service	8,660,317
Academic Support	14,239,682
Student Services	8,085,140
Institutional Support	20,476,013
Operation of Plant	10,521,411
Scholarships	12,036,891
Subtotal	122,801,802
Auxiliary Enterprises	9,829,851
Depreciation	9,414,418
Loan Expenses	0
FL Great Northwest Sub-contract ¹	4,000,000
Operating Expenses per FS	146,046,071

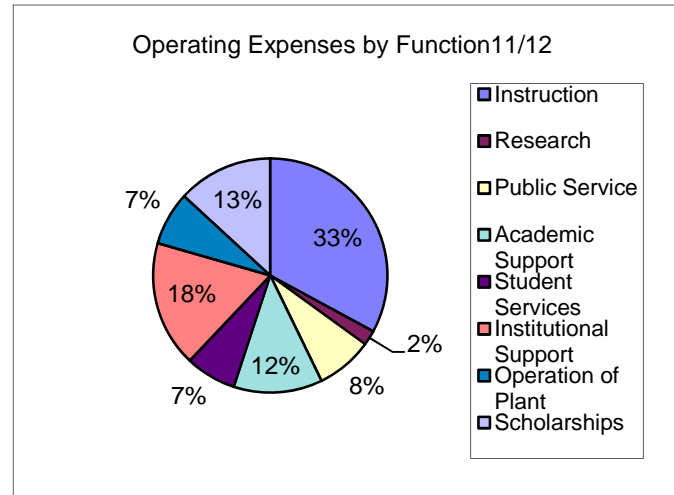
Functional Classification	Total
Instruction	44,152,381
Research	4,162,513
Public Service	8,168,623
Academic Support	15,281,475
Student Services	7,928,716
Institutional Support	20,486,096
Operation of Plant	9,832,117
Scholarships	12,985,429
Subtotal	123,997,350
Auxiliary Enterprises	8,317,071
Depreciation	8,874,836
Loan Expenses	2,848
Operating Expenses per FS	141,192,105

Functional Classification	Total
Instruction	47,444,402
Research	3,656,953
Public Service	9,593,758
Academic Support	15,326,075
Student Services	8,106,747
Institutional Support	28,945,456
Operation of Plant	10,003,295
Scholarships	18,856,407
Subtotal	141,933,093
Auxiliary Enterprises	8,671,972
Depreciation	8,841,237
Loan Expenses	0
Operating Expenses per FS	159,446,302

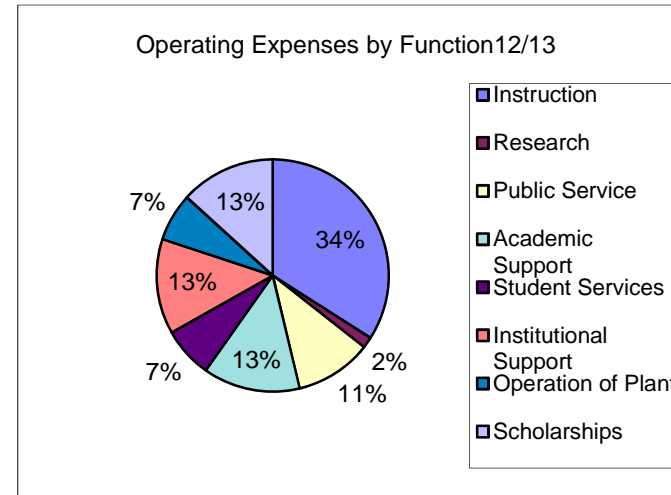
Functional Classification	Total
Instruction	47,623,026
Research	2,827,266
Public Service	10,745,339
Academic Support	17,116,510
Student Services	9,574,590
Institutional Support	26,586,601
Operation of Plant	10,426,634
Scholarships	20,015,580
Subtotal	144,915,546
Auxiliary Enterprises	10,832,260
Depreciation	9,575,434
Loan Expenses	86,087
Operating Expenses per FS	165,409,327

¹ This amount deducted from Institutional Support as an atypical transaction.

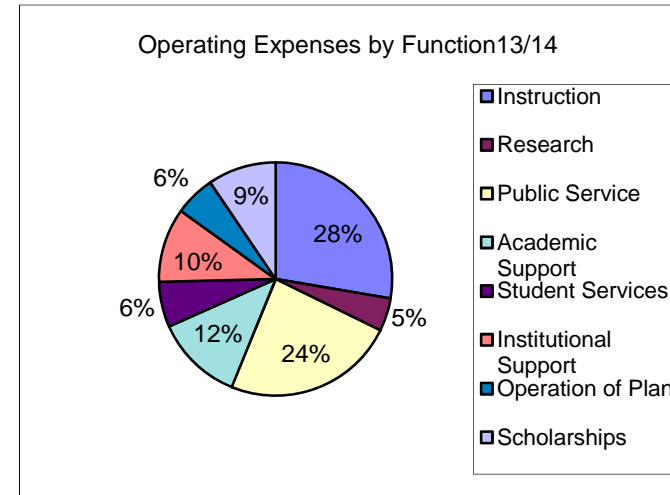
**University of West Florida
Functional Classification of Operating Expenses - All Funds Excluding Auxiliaries**



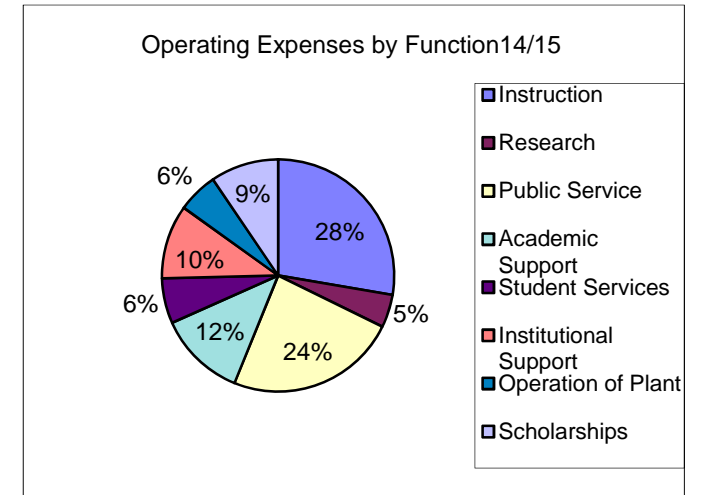
Year Ended June 30, 2012



Year Ended June 30, 2013



Year Ended June 30, 2014



Year Ended June 30, 2015

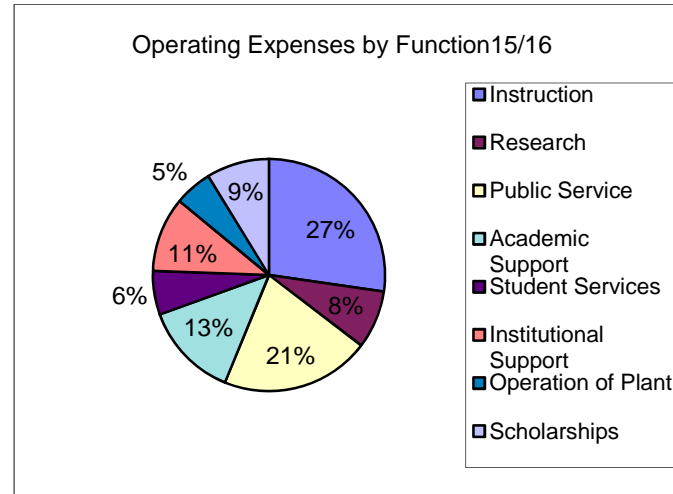
Functional Classification	Total
Instruction	47,642,288
Research	2,990,061
Public Service	11,308,493
Academic Support	17,751,324
Student Services	10,162,597
Institutional Support	25,182,285
Operation of Plant	10,697,079
Scholarships	19,050,520
Subtotal	144,784,647
Auxiliary Enterprises	11,685,369
Depreciation	7,750,295
Loan Expenses	0
Operating Expenses per FS	164,220,311

Functional Classification	Total
Instruction	51,635,974
Research	2,354,370
Public Service	16,175,027
Academic Support	20,505,141
Student Services	10,697,988
Institutional Support	20,113,871
Operation of Plant	10,149,615
Scholarships	20,059,307
Subtotal	151,691,293
Auxiliary Enterprises	12,880,202
Depreciation	7,621,357
Loan Expenses	0
Operating Expenses per FS	172,192,852

Functional Classification	Total
Instruction	53,723,128
Research	7,123,660
Public Service	16,805,737
Academic Support	21,980,762
Student Services	12,073,881
Institutional Support	19,083,869
Operation of Plant	11,604,583
Scholarships	21,329,494
Subtotal	163,725,114
Auxiliary Enterprises	16,030,680
Depreciation	8,421,459
Loan Expenses	0
Operating Expenses per FS	188,177,253

Functional Classification	Total
Instruction	53,113,184
Research	8,802,532
Public Service	45,865,352
Academic Support	23,361,614
Student Services	12,057,794
Institutional Support	19,784,764
Operation of Plant	10,739,307
Scholarships	18,217,167
Subtotal	191,941,714
Auxiliary Enterprises	17,457,201
Depreciation	8,672,668
Loan Expenses	0
Operating Expenses per FS	218,071,583

University of West Florida
Functional Classification of Operating Expenses - All Funds Excluding Auxiliaries



Year Ended June 30, 2016

Functional Classification	Total
Instruction	55,268,941
Research	16,462,342
Public Service	42,153,141
Academic Support	26,936,350
Student Services	12,360,029
Institutional Support	21,151,444
Operation of Plant	10,579,593
Scholarships	17,778,981
Subtotal	202,690,821
Auxiliary Enterprises	16,330,788
Depreciation	8,874,635
Loan Expenses	0
Operating Expenses per FS	<u>227,896,244</u>