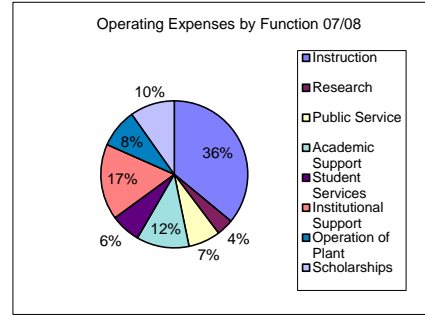
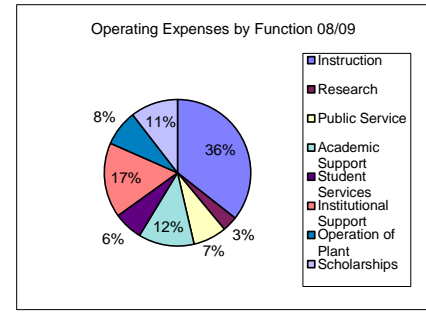


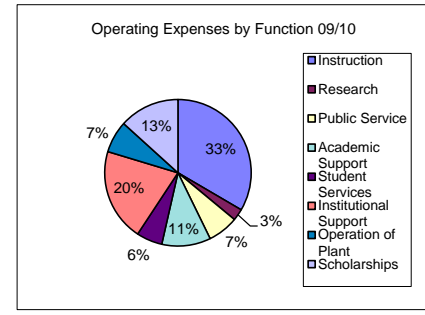
**University of West Florida**  
**Functional Classification of Operating Expenses - All Funds Excluding Auxiliaries**



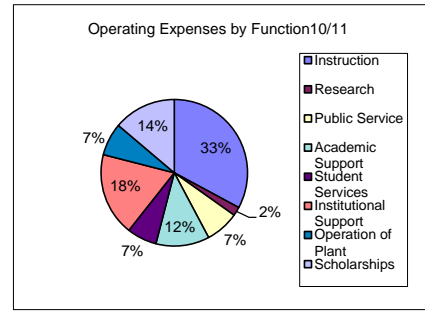
**Year Ended June 30, 2008**



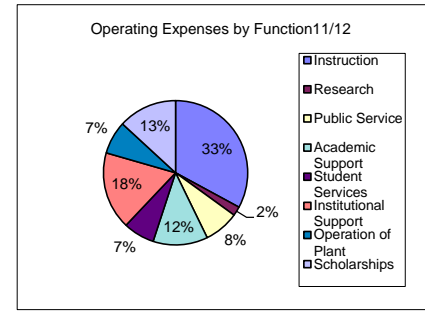
**Year Ended June 30, 2009**



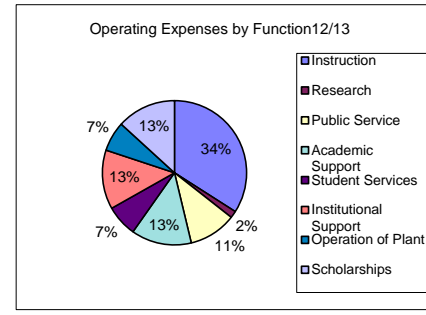
**Year Ended June 30, 2010**



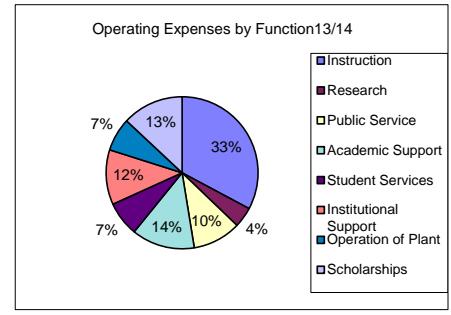
**Year Ended June 30, 2011**



**Year Ended June 30, 2012**



**Year Ended June 30, 2013**



**Year Ended June 30, 2014**

Functional Classification	Total	Functional Classification	Total	Functional Classification	Total	Functional Classification	Total	Functional Classification	Total	Functional Classification	Total	Functional Classification	Total	Functional Classification	Total
Instruction	44,186,622	Instruction	44,152,381	Instruction	47,444,402	Instruction	47,623,026	Instruction	47,642,288	Instruction	51,635,974	Instruction	53,723,128	Instruction	53,723,128
Research	4,595,726	Research	4,162,513	Research	3,656,953	Research	2,827,266	Research	2,990,061	Research	2,354,370	Research	7,123,660	Research	7,123,660
Public Service	8,660,317	Public Service	9,168,623	Public Service	9,593,758	Public Service	10,745,339	Public Service	11,308,493	Public Service	16,175,027	Public Service	16,805,737	Public Service	16,805,737
Academic Support	14,239,682	Academic Support	15,281,475	Academic Support	15,326,075	Academic Support	17,116,510	Academic Support	17,751,324	Academic Support	20,505,141	Academic Support	21,980,762	Academic Support	21,980,762
Student Services	8,085,140	Student Services	7,928,716	Student Services	8,106,747	Student Services	9,574,590	Student Services	10,162,597	Student Services	10,697,988	Student Services	12,073,881	Student Services	12,073,881
Institutional Support	20,476,013	Institutional Support	20,486,096	Institutional Support	28,945,456	Institutional Support	26,586,601	Institutional Support	25,182,285	Institutional Support	20,113,871	Institutional Support	19,083,869	Institutional Support	19,083,869
Operation of Plant	10,521,411	Operation of Plant	9,832,117	Operation of Plant	10,003,295	Operation of Plant	10,426,634	Operation of Plant	10,697,079	Operation of Plant	10,149,615	Operation of Plant	11,604,583	Operation of Plant	11,604,583
Scholarships	12,036,891	Scholarships	12,985,429	Scholarships	18,856,407	Scholarships	20,015,580	Scholarships	19,050,520	Scholarships	20,059,307	Scholarships	21,329,494	Scholarships	21,329,494
<b>Subtotal</b>	<b>122,801,802</b>	<b>Subtotal</b>	<b>123,997,350</b>	<b>Subtotal</b>	<b>141,933,093</b>	<b>Subtotal</b>	<b>144,915,546</b>	<b>Subtotal</b>	<b>144,784,647</b>	<b>Subtotal</b>	<b>#####</b>	<b>Subtotal</b>	<b>#####</b>	<b>Subtotal</b>	<b>#####</b>
Auxiliary Enterprises	9,829,851	Auxiliary Enterprises	8,317,071	Auxiliary Enterprises	8,671,972	Auxiliary Enterprises	10,832,260	Auxiliary Enterprises	11,685,369	Auxiliary Enterprises	12,880,202	Auxiliary Enterprises	16,030,680	Auxiliary Enterprises	16,030,680
Depreciation	9,414,418	Depreciation	8,874,836	Depreciation	8,841,237	Depreciation	9,575,434	Depreciation	7,750,295	Depreciation	7,621,357	Depreciation	8,421,459	Depreciation	8,421,459
Loan Expenses	0	Loan Expenses	2,848	Loan Expenses	0	Loan Expenses	86,087	Loan Expenses	0	Loan Expenses	0	Loan Expenses	0	Loan Expenses	0
FL Great Northwest Sub-contract <sup>1</sup>	4,000,000														
<b>Operating Expenses per FS</b>	<b>146,046,071</b>	<b>Operating Expenses per FS</b>	<b>141,192,105</b>	<b>Operating Expenses per FS</b>	<b>159,446,302</b>	<b>Operating Expenses per FS</b>	<b>165,409,327</b>	<b>Operating Expenses per FS</b>	<b>164,220,311</b>	<b>Operating Expenses per FS</b>	<b>#####</b>	<b>Operating Expenses per FS</b>	<b>#####</b>	<b>Operating Expenses per FS</b>	<b>#####</b>

<sup>1</sup> This amount deducted from Institutional Support as an atypical transaction.