The background of the entire page is a repeating pattern of various tropical leaves in shades of green and yellow-green. The leaves include palm fronds, monstera leaves, and other broad-leafed plants. The pattern is dense and covers the entire page.

Preschool I Handbook

2023-2024

Table of Contents

Welcome Letter

Daily Schedule

Important Items for School


Things to Know

Mealtimes

Developmental Milestones

Learning in the Classroom

Wish List



Welcome

MEET MS. LEAH



WELCOME

Welcome to Preschool !!

I am so glad you are here. We are going to have so much fun and learn a lot this year!

ABOUT ME

I have been in the education field for almost thirty years. I have been a teacher, director, family support worker, and education coach during that time.

I have been married for twenty years and have two daughters, Abby and Emma.

MY FAVORITES

I enjoy spending time with family and traveling. I have traveled to five continents.

I enjoy all kinds of food and love trying new foods when I travel.

CONTACT ME

You can contact me through GroupMe or email.
lfinnesethmeyers@uwf.edu

Daily Schedule

7:30am	Center Opens Drop off in Preschool III classroom
8:00am	Transition to Preschool I classroom Morning Tasks Free Choice
9:00am	Large Group Circle Time
9:15am	Snack
9:30am	Table Activities/Small Group Learning
10:30am	Outdoor Learning Time
11:15am	Read Aloud
11:30am	Set Up for Rest Time
11:45am	Lunch
12:15pm	Rest Time
2:30 pm	Clean Up/Quiet Play
3:00 pm	Large Group Circle Time
3:15 pm	Snack
3:30pm	Outdoor Learning Time
4:30pm	Free Choice
5:30 pm	Center Closes



Important Items for School

Please ensure your child has these items at school.

***Family Photo**

This will help your child during transitions and sad times.

***Pull Ups, if Needed**

Please bring large packs (You can bring a whole box, but at least a sleeve) to store at school. We will inform you when your child is running low. Please provide pull ups with a side closure.

***Child Sized Blanket & Pillow for Nap Time**

The children will be putting away their own nap time items and smaller items are easier for children to carry. It also needs to fit into your child's cubby box.

***Lunchbox & Water Bottle**

Please provide a nutritious lunch and water for your child each day. Please make sure your child's lunchbox and water bottle are labeled with their first and last name.

***Snacks**

We will be eating two snacks each day. Please provide a variety of snacks to store at school. We will inform you when your child is running low.

***Two Sets of Extra Clothes**

We will be storing extra clothes in your child's cubby in case of accidents.

***Sunscreen and Bug Repellent**

An authorization form will need to be signed before we can apply the sunscreen or bug spray.



Things to Know

***Drop Off and Pick Up**

Drop Off and Pick Up will occur at the classroom door. The ERCCD center's hours are from 7:30am to 5:30pm. Please have your child at school before 9:00am. Center policy states that children will not be allowed to be dropped off after this time.

***School Clothing**

Please dress your child in play clothes that will allow them to play and explore in a variety of activities. We will be participating in messy activities such as painting and sensory play.

***Shoes**

Please have your child wear fitted, closed-toe shoes. No crocs, flip-flops, or sandals. This will ensure your child can safely join in all of our activities.

***Birthdays**

If you would like to bring store bought snacks for your child's birthday, we would love to help them celebrate. We can inform you of any allergies in class to help you plan your snack. Please let us know ahead of time so we can prepare.

***Medication**

A Permission to Administer Medication form must be filled out before a staff member can administer medication to your child, including diaper cream. Please ensure your child's first and last name, when to administer, and dosage is on both the medication and form.

***Illness**

If your child is sick (i.e. fever over 100 degrees, vomiting) please let us know and keep your child at home until they are symptom free for 24 hours. If your child becomes sick at school, we will inform you to come pick up your child and they will need to stay home until they are symptom free for 24 hours, they have been on antibiotics for 24 hours, or have a doctor's note stating they can return to school.



Mealtimes

Breakfast

We are more than happy to serve an already prepared breakfast to your child when they arrive at school before 8:30. If your child is not ready to eat it then we will serve it to them during morning snack.

Snacks

Snacks will be served at 9:15 am and 3:15 pm. Each child will have their own snack bins to store their snacks.

Lunch

Lunch will be served at 11:45 am. Please provide a nutritious lunch along with a drink (water is preferred). Please cut all food into bite sized pieces.


You may bring food for us to reheat, but we cannot accept frozen or unprepared food, such as Easy Mac. Please have foods that needs to re-heated in a separate container than foods that need to stay cold. Please label all containers.



Developmental milestones

MILESTONE DEVELOPMENT:
CDC 4 Years


SOCIAL AND EMOTIONAL



- Enjoys doing new things
- Plays "Mom" and "Dad"
- Is more and more creative with make-believe play
- Would rather play with other children than by himself
- Cooperates with other children
- Often can't tell what's real and what's make-believe
- Talks about what she likes and what she is interested in

LANGUAGE/COMMUNICATION

- Knows some basic rules of grammar, such as correctly using "he" and "she"
- Sings a song or says a poem from memory such as the "Itsy Bitsy Spider" or the "Wheels on the Bus"
- Tells stories
- Can say first and last name





COGNITIVE (Thinking, Learning)

- Names some colors and some numbers
- Understands the idea of counting
- Starts to understand time
- Remembers parts of a story
- Understands the idea of "same" and "different"
- Draws a person with 2 to 4 body parts
- Uses scissors
- Starts to copy some capital letters
- Plays board or card games
- Tells you what he thinks is going to happen next in a book

PHYSICAL DEVELOPMENT

- Hops and stands on one foot up to 2 seconds
- Catches a bounced ball most of the time
- Pours, cuts with supervision, and mashes own food



Learning in the Classroom

The earliest years are all about relationships. Children need secure attachments to the special people in their lives so they can feel comfortable exploring new things and places. Our focus at the beginning of the year will be social-emotional so each child feels secure and ready to explore in the classroom.

We recognize that all children grow and develop at their own pace. Learning in our classroom will be individualized so all children can participate fully.


We will be using the Creative Curriculum (below) to guide us.

SOCIAL-EMOTIONAL
1. Regulates own emotions and behaviors
a. Manages feelings
b. Follows limits and expectations
c. Takes care of own needs appropriately
2. Establishes and sustains positive relationships
a. Forms relationships with adults
b. Responds to emotional cues
c. Interacts with peers
d. Makes friends
3. Participates cooperatively and constructively in group situations
a. Balances needs and rights of self and others
b. Solves social problems
PHYSICAL
4. Demonstrates traveling skills
5. Demonstrates balancing skills
6. Demonstrates gross-motor manipulative skills
7. Demonstrates fine-motor strength and coordination
a. Uses fingers and hands
b. Uses writing and drawing tools

LANGUAGE
8. Listens to and understands increasingly complex language
a. Comprehends language
b. Follows directions
9. Uses language to express thoughts and needs
a. Uses an expanding expressive vocabulary
b. Speaks clearly
c. Uses conventional grammar
d. Tells about another time or place
10. Uses appropriate conversational and other communication skills
a. Engages in conversations
b. Uses social rules of language
COGNITIVE
11. Demonstrates positive approaches to learning
a. Attends and engages
b. Persists
c. Solves problems
d. Shows curiosity and motivation
e. Shows flexibility and inventiveness in thinking
12. Remembers and connects experiences
a. Recognizes and recalls
b. Makes connections
13. Uses classification skills
14. Uses symbols and images to represent something not present
a. Thinks symbolically
b. Engages in sociodramatic play

LITERACY
15. Demonstrates phonological awareness, phonics skills, and word recognition
a. Notices and discriminates rhyme
b. Notices and discriminates alliteration
c. Notices and discriminates discrete units of sound
d. Applies phonics rules and knowledge of word structure to decode text
16. Demonstrates knowledge of the alphabet
a. Identifies and names letters
b. Identifies letter-sound correspondences
17. Demonstrates knowledge of print and its uses
a. Uses and appreciates books and other texts
b. Uses print concepts
18. Comprehends and responds to books and other texts
a. Interacts during reading experiences, book conversations, and text reflections
b. Uses emergent reading skills
c. Retells stories and recounts details from informational texts
d. Uses context clues to read and comprehend texts
e. Reads fluently
19. Demonstrates writing skills
a. Writes name
b. Writes to convey meaning
c. Writes using conventions

MATHEMATICS
20. Uses number concepts and operations
a. Counts
b. Quantifies
c. Connects numerals with their quantities
d. Understands and uses place value and base ten
e. Applies properties of mathematical operations and relationships
f. Applies number combinations and mental number strategies in mathematical operations
21. Explores and describes spatial relationships and shapes
a. Understands spatial relationships
b. Understands shapes
22. Compares and measures
a. Measures objects
b. Measures time and money
c. Represents and analyzes data
23. Demonstrates knowledge of patterns
SCIENCE AND TECHNOLOGY
24. Uses scientific inquiry skills
25. Demonstrates knowledge of the characteristics of living things
26. Demonstrates knowledge of the physical properties of objects and materials
27. Demonstrates knowledge of Earth's environment
28. Uses tools and other technology to perform tasks
SOCIAL STUDIES
29. Demonstrates knowledge about self
30. Shows basic understanding of people and how they live
31. Explores change related to familiar people or places
32. Demonstrates simple geographic knowledge
THE ARTS
33. Explores the visual arts
34. Explores musical concepts and expression
35. Explores dance and movement concepts
36. Explores drama through actions and language
ENGLISH LANGUAGE ACQUISITION
37. Demonstrates progress in listening to and understanding English
38. Demonstrates progress in speaking English



Wish List

I would appreciate any of the following...

Empty Food Containers

- *yogurt containers with lids**
- *cracker, cereal, rice, pasta boxes**
- *plastic produce containers**
- *small juice or milk containers**

Cooking Supplies

- *cheap, plain white paper plates**
- *measuring spoons/cups**
- *small whisks, spatulas, cooking spoons**

Building Materials

- *small branches cut into different length pieces**
- *rubber bands**
- *artificial leaves, palm fronds, flowers**
- *smooth, flat stones**

