





Texas Spectrum Wireless 2012 Computer Laptop Sales Comparison by Location

	Quarter 1	Quarter 2	Quarter 3	Quarter 4	Total	% of Total Sales	Trend
Austin	125684.88	110760.45	111555.28	128634.57	=SUM(B4:E4)	=F4/\$F\$8	
Houston	88698.12	87465.31	90006.77	95874.36	=SUM(B5:E5)	=F5/\$F\$8	
Dallas	105985.12	98674.38	100548.22	106222.17	=SUM(B6:E6)	=F6/\$F\$8	
Online	92416.55	91794.67	108774.33	135698.99	=SUM(B7:E7)	=F7/\$F\$8	
Total Sales	=SUM(B4:B7)	=SUM(C4:C7)	=SUM(D4:D7)	=SUM(E4:E7)	=SUM(B8:E8)		

