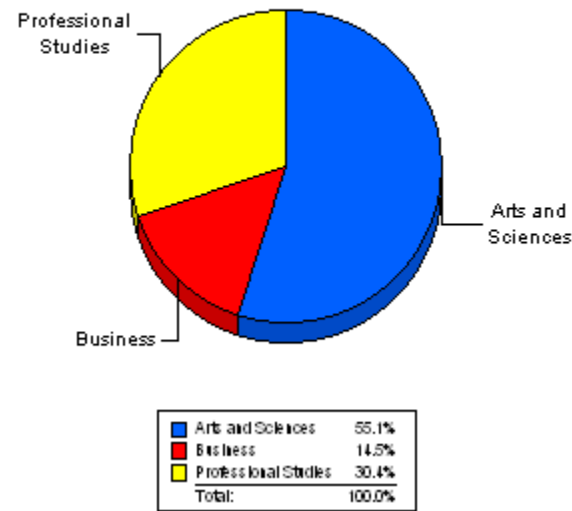


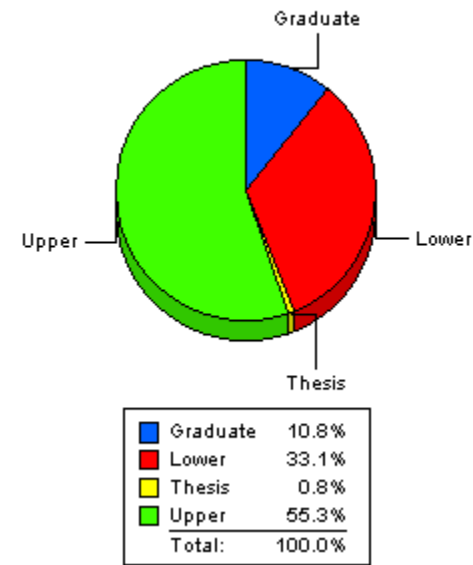
	Annualized Average FTE for 2007-2008									5/29/2008			Total
	Lower			Upper			Graduate			Thesis			
	On	Off	Total	On	Off	Total	On	Off	Total	On	Off	Total	
Total	2,097.40	3.63	2,101.03	3,204.36	298.43	3,502.79	612.33	71.34	683.67	50.22	1.56	51.78	6,339.27
Arts and Sciences	1,709.30	2.28	1,711.58	1,466.29	137.10	1,603.39	161.28	5.34	166.63	12.97	0.00	12.97	3,494.56
Anthropology	54.25	0.00	54.25	74.30	0.15	74.45	10.88	0.00	10.88	3.09	0.00	3.09	142.67
Art	81.53	0.00	81.53	81.43	8.88	90.30	0.19	0.00	0.19	0.00	0.00	0.00	172.01
Biology	184.43	0.00	184.43	155.13	0.00	155.13	12.78	0.00	12.78	2.69	0.00	2.69	355.02
Chemistry	109.80	0.00	109.80	14.73	0.00	14.73	0.00	0.00	0.00	0.00	0.00	0.00	124.53
Clinical and Laboratory Sciences	0.00	0.00	0.00	19.60	0.00	19.60	0.00	0.00	0.00	0.00	0.00	0.00	19.60
Communication Arts	69.48	0.00	69.48	219.10	18.45	237.55	8.06	0.00	8.06	0.00	0.00	0.00	315.09
Computer Science	72.00	1.73	73.73	119.03	5.93	124.95	15.97	2.94	18.91	0.00	0.00	0.00	217.58
Electrical Engineering	0.03	0.05	0.08	55.63	32.68	88.30	0.00	0.00	0.00	0.00	0.00	0.00	88.38
English	232.75	0.00	232.75	96.38	3.30	99.68	8.44	0.00	8.44	0.78	0.00	0.78	341.64
Environmental Studies	48.75	0.00	48.75	55.38	7.23	62.60	10.13	0.75	10.88	0.47	0.00	0.47	122.69
Foreign Languages	47.03	0.00	47.03	2.40	0.00	2.40	0.00	0.00	0.00	0.00	0.00	0.00	49.43
Government	31.95	0.00	31.95	55.35	0.30	55.65	7.31	0.00	7.31	0.03	0.00	0.03	94.94
History	94.80	0.00	94.80	94.73	3.53	98.25	14.53	0.00	14.53	0.72	0.00	0.72	208.30
Honors Program	0.00	0.00	0.00	6.33	0.00	6.33	0.00	0.00	0.00	0.00	0.00	0.00	6.33
Life Health Sciences	0.00	0.00	0.00	20.48	0.00	20.48	14.72	0.00	14.72	0.00	0.00	0.00	35.19
Mathematics	318.70	0.00	318.70	44.88	3.68	48.55	17.91	1.50	19.41	0.97	0.00	0.97	387.63
Music	62.80	0.00	62.80	33.13	4.53	37.65	0.00	0.00	0.00	0.00	0.00	0.00	100.45
Nursing	0.00	0.00	0.00	71.16	1.88	73.04	0.09	0.00	0.09	0.00	0.00	0.00	73.13
Philosophy & Religious Studies	89.18	0.00	89.18	51.40	12.23	63.63	0.19	0.00	0.19	0.88	0.00	0.88	153.86
Physics	64.08	0.50	64.58	17.95	0.00	17.95	0.00	0.00	0.00	0.00	0.00	0.00	82.53
Psychology	96.10	0.00	96.10	154.10	29.10	183.20	40.09	0.16	40.25	3.34	0.00	3.34	322.89
Student Life Skills	28.20	0.00	28.20	3.00	0.00	3.00	0.00	0.00	0.00	0.00	0.00	0.00	31.20
Theatre	23.48	0.00	23.48	20.73	5.28	26.00	0.00	0.00	0.00	0.00	0.00	0.00	49.48
Business	122.33	0.00	122.33	615.75	49.83	665.58	108.11	24.66	132.77	0.00	0.00	0.00	920.67
Accounting	50.25	0.00	50.25	131.80	9.08	140.88	34.78	1.41	36.19	0.00	0.00	0.00	227.31
Business Administration-General	10.65	0.00	10.65	40.59	1.50	42.09	38.64	11.53	50.17	0.00	0.00	0.00	102.91
Economics	61.43	0.00	61.43	17.53	0.00	17.53	3.66	2.16	5.81	0.00	0.00	0.00	84.76
Finance	0.00	0.00	0.00	116.06	9.38	125.44	4.97	0.00	4.97	0.00	0.00	0.00	130.41

	Lower			Upper			Graduate			Thesis			Total
	On	Off	Total	On	Off	Total	On	Off	Total	On	Off	Total	
Management	0.00	0.00	<b>0.00</b>	148.40	20.85	<b>169.25</b>	19.22	4.59	<b>23.81</b>	0.00	0.00	<b>0.00</b>	<b>193.06</b>
Management Information Systems	0.00	0.00	<b>0.00</b>	34.05	3.83	<b>37.88</b>	3.66	2.16	<b>5.81</b>	0.00	0.00	<b>0.00</b>	<b>43.69</b>
Marketing	0.00	0.00	<b>0.00</b>	127.33	5.20	<b>132.53</b>	3.19	2.81	<b>6.00</b>	0.00	0.00	<b>0.00</b>	<b>138.53</b>
Professional Studies	265.78	1.35	<b>267.13</b>	1,122.33	111.50	<b>1,233.83</b>	342.94	41.34	<b>384.28</b>	37.25	1.56	<b>38.81</b>	<b>1,924.04</b>
Air Force	2.45	0.00	<b>2.45</b>	1.58	0.00	<b>1.58</b>	0.00	0.00	<b>0.00</b>	0.00	0.00	<b>0.00</b>	<b>4.03</b>
Criminal Justice & Legal Studies	18.90	0.00	<b>18.90</b>	157.48	34.85	<b>192.33</b>	8.20	0.09	<b>8.30</b>	0.00	0.00	<b>0.00</b>	<b>219.52</b>
Engineering and Computer Technology	38.40	0.00	<b>38.40</b>	74.65	0.00	<b>74.65</b>	44.36	2.25	<b>46.61</b>	6.75	0.00	<b>6.75</b>	<b>166.41</b>
Health, Leisure & Exercise Science	126.40	1.35	<b>127.75</b>	218.08	5.25	<b>223.33</b>	49.44	0.00	<b>49.44</b>	1.28	0.00	<b>1.28</b>	<b>401.79</b>
Military Science	1.55	0.00	<b>1.55</b>	3.90	0.00	<b>3.90</b>	0.00	0.00	<b>0.00</b>	0.00	0.00	<b>0.00</b>	<b>5.45</b>
Professional and Community Leadership	0.00	0.00	<b>0.00</b>	5.93	0.00	<b>5.93</b>	124.38	27.56	<b>151.94</b>	14.75	1.56	<b>16.31</b>	<b>174.18</b>
Social Work & Aging Studies	13.88	0.00	<b>13.88</b>	116.78	9.38	<b>126.15</b>	1.13	0.00	<b>1.13</b>	0.00	0.00	<b>0.00</b>	<b>141.15</b>
Teacher Education	64.20	0.00	<b>64.20</b>	543.95	62.03	<b>605.98</b>	115.44	11.44	<b>126.88</b>	14.47	0.00	<b>14.47</b>	<b>811.52</b>

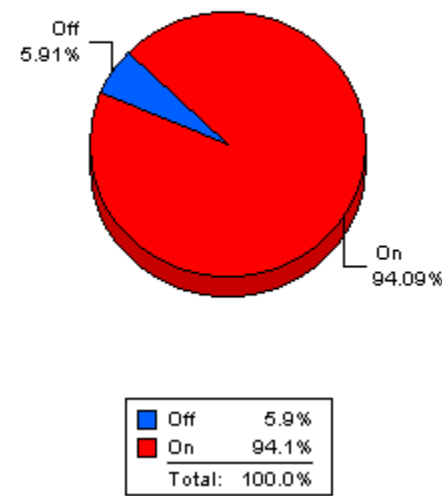
**Total FTE per college**



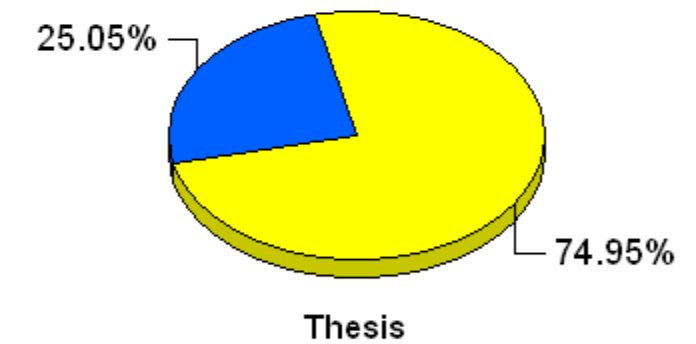
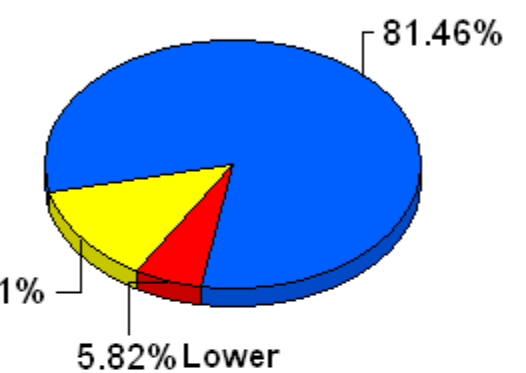
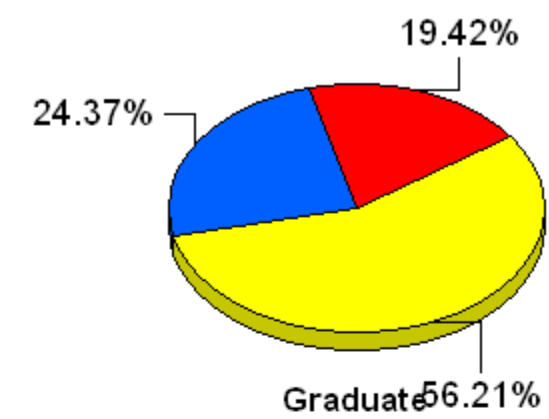
**Total FTE per level**



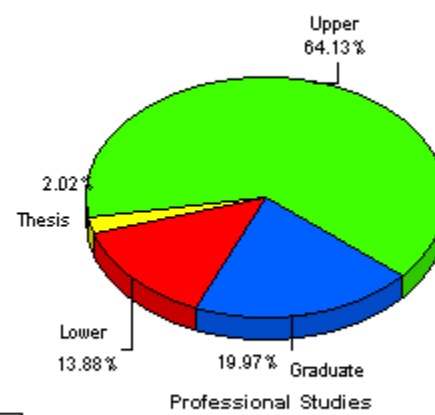
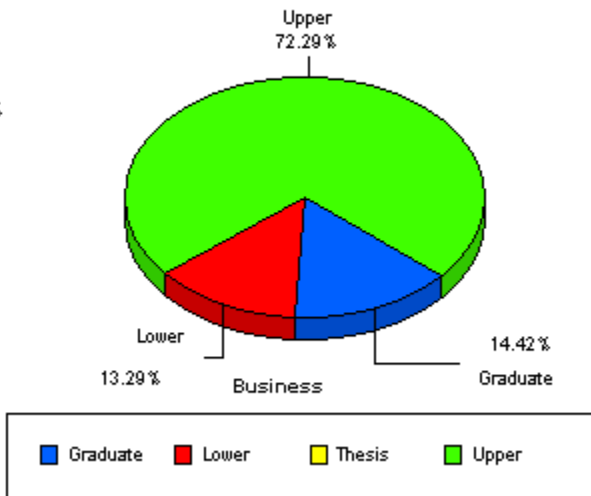
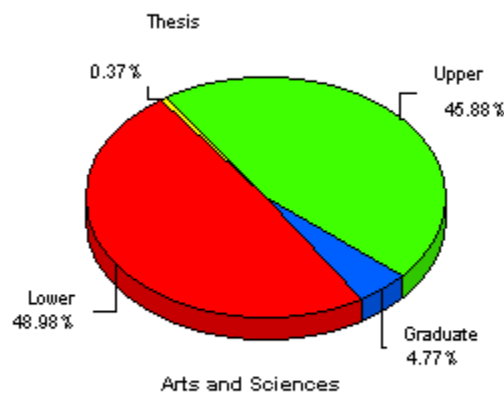
**Total FTE per location**



**Total FTE per level per college**



**Total FTE per college per level**



**Total FTE per college and per location**

