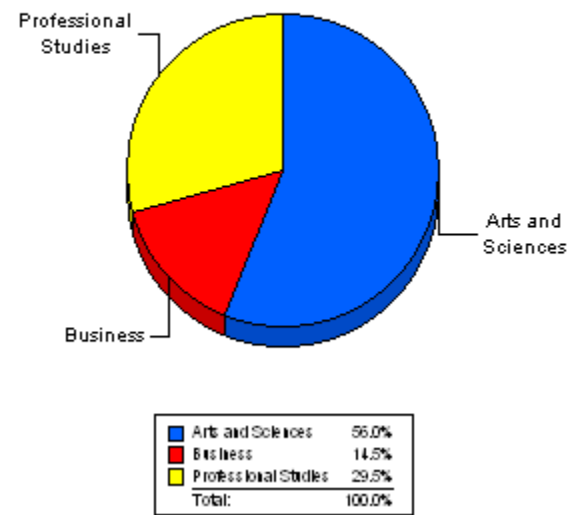


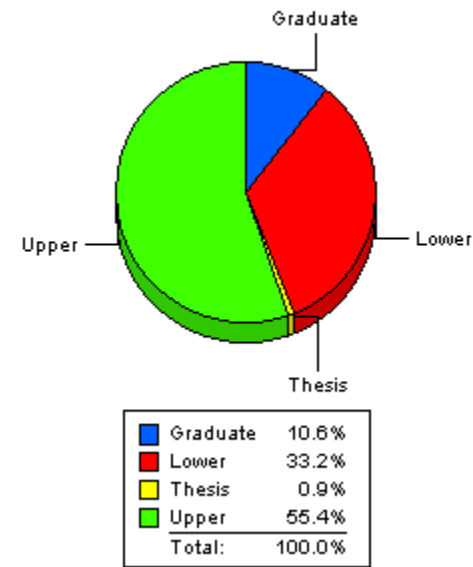
	Annualized Average FTE for 2006-2007									4/12/2007			Total
	Lower			Upper			Graduate			Thesis			
	On	Off	Total	On	Off	Total	On	Off	Total	On	Off	Total	
Total	1,990.25	8.53	1,998.78	3,007.91	326.65	3,334.56	559.08	78.80	637.88	49.69	1.97	51.66	6,022.86
Arts and Sciences	1,630.68	6.05	1,636.73	1,447.49	133.93	1,581.42	136.97	4.03	141.00	12.09	0.38	12.47	3,371.61
Anthropology	54.78	0.00	54.78	68.58	1.95	70.53	9.56	0.00	9.56	1.69	0.00	1.69	136.55
Art	91.13	0.00	91.13	77.13	6.90	84.03	1.59	0.00	1.59	0.00	0.00	0.00	176.74
Biology	167.90	0.00	167.90	144.65	0.00	144.65	9.59	0.00	9.59	2.69	0.00	2.69	324.83
Chemistry	106.65	0.00	106.65	14.85	0.00	14.85	0.00	0.00	0.00	0.00	0.00	0.00	121.50
Clinical and Laboratory Sciences	0.00	0.00	0.00	18.65	0.00	18.65	0.00	0.00	0.00	0.00	0.00	0.00	18.65
Communication Arts	53.25	0.00	53.25	222.35	16.73	239.08	4.88	0.00	4.88	0.00	0.00	0.00	297.20
Computer Science	59.33	0.00	59.33	133.60	5.48	139.08	7.44	1.59	9.03	0.13	0.00	0.13	207.56
Electrical Engineering	0.00	5.10	5.10	53.85	28.85	82.70	0.00	0.00	0.00	0.00	0.00	0.00	87.80
English	222.03	0.00	222.03	104.13	2.25	106.38	7.16	0.00	7.16	0.56	0.00	0.56	336.12
Environmental Studies	55.90	0.00	55.90	68.28	5.10	73.38	8.19	0.94	9.13	1.28	0.38	1.66	140.06
Foreign Languages	42.35	0.00	42.35	2.70	0.00	2.70	0.00	0.00	0.00	0.00	0.00	0.00	45.05
Government	31.95	0.00	31.95	49.98	0.00	49.98	8.63	0.00	8.63	0.16	0.00	0.16	90.71
History	92.55	0.00	92.55	87.25	0.00	87.25	12.44	0.00	12.44	0.19	0.00	0.19	192.43
Honors Program	0.00	0.00	0.00	8.05	0.00	8.05	0.00	0.00	0.00	0.00	0.00	0.00	8.05
Life Health Sciences	0.00	0.00	0.00	17.85	0.00	17.85	11.25	0.00	11.25	0.00	0.00	0.00	29.10
Mathematics	303.33	0.00	303.33	48.33	3.90	52.23	14.41	0.47	14.88	1.03	0.00	1.03	371.46
Music	52.68	0.00	52.68	28.30	4.20	32.50	0.09	0.00	0.09	0.00	0.00	0.00	85.27
Nursing	0.00	0.00	0.00	71.27	4.70	75.97	0.09	0.00	0.09	0.00	0.00	0.00	76.06
Philosophy & Religious Studies	92.85	0.00	92.85	49.95	15.75	65.70	2.34	0.00	2.34	0.75	0.00	0.75	161.64
Physics	64.55	0.95	65.50	13.63	0.08	13.70	0.00	0.00	0.00	0.00	0.00	0.00	79.20
Psychology	91.68	0.00	91.68	145.83	34.45	180.28	39.31	1.03	40.34	3.63	0.00	3.63	315.92
Student Life Skills	26.50	0.00	26.50	2.60	0.00	2.60	0.00	0.00	0.00	0.00	0.00	0.00	29.10
Theatre	21.30	0.00	21.30	15.73	3.60	19.33	0.00	0.00	0.00	0.00	0.00	0.00	40.63
Business	118.13	0.00	118.13	590.25	42.90	633.15	108.30	14.39	122.69	0.00	0.00	0.00	873.96
Accounting	52.50	0.00	52.50	111.03	10.50	121.53	32.91	3.09	36.00	0.00	0.00	0.00	210.03
Business Administration-General	10.43	0.00	10.43	46.43	1.35	47.78	42.30	5.58	47.88	0.00	0.00	0.00	106.08
Economics	55.20	0.00	55.20	20.18	0.00	20.18	3.56	0.47	4.03	0.00	0.00	0.00	79.41
Finance	0.00	0.00	0.00	110.55	5.93	116.48	6.38	1.88	8.25	0.00	0.00	0.00	124.73

	Lower			Upper			Graduate			Thesis			Total
	On	Off	Total	On	Off	Total	On	Off	Total	On	Off	Total	
Management	0.00	0.00	0.00	145.63	15.38	161.00	17.25	0.94	18.19	0.00	0.00	0.00	179.19
Management Information Systems	0.00	0.00	0.00	33.48	3.60	37.08	2.91	1.13	4.03	0.00	0.00	0.00	41.11
Marketing	0.00	0.00	0.00	122.98	6.15	129.13	3.00	1.31	4.31	0.00	0.00	0.00	133.44
Professional Studies	241.45	2.48	243.93	970.16	149.83	1,119.99	313.81	60.38	374.19	37.59	1.59	39.19	1,777.29
Air Force	1.45	0.00	1.45	1.50	0.00	1.50	0.00	0.00	0.00	0.00	0.00	0.00	2.95
Criminal Justice & Legal Studies	13.28	0.00	13.28	163.70	36.30	200.00	6.00	0.00	6.00	0.00	0.00	0.00	219.28
Engineering and Computer Technology	30.23	0.00	30.23	49.03	0.00	49.03	36.66	4.03	40.69	7.09	0.00	7.09	127.03
Health, Leisure & Exercise Science	122.58	2.48	125.05	219.34	6.53	225.86	40.47	0.00	40.47	1.00	0.00	1.00	392.38
Military Science	2.23	0.00	2.23	3.85	0.00	3.85	0.00	0.00	0.00	0.00	0.00	0.00	6.08
Professional and Community Leadership	0.00	0.00	0.00	6.98	0.00	6.98	121.47	43.22	164.69	16.94	1.59	18.53	190.19
Social Work & Aging Studies	7.35	0.00	7.35	90.40	23.45	113.85	0.19	0.00	0.19	0.00	0.00	0.00	121.39
Teacher Education	64.35	0.00	64.35	435.38	83.55	518.93	109.03	13.13	122.16	12.56	0.00	12.56	717.99

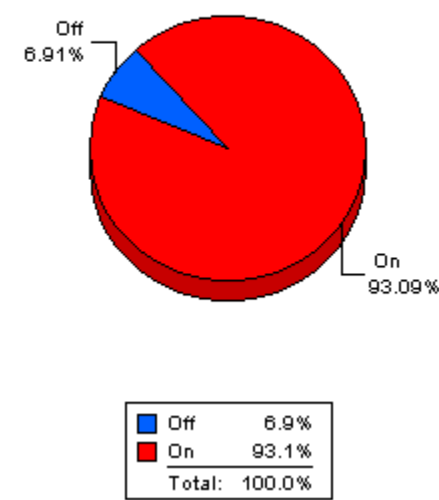
Total FTE per college



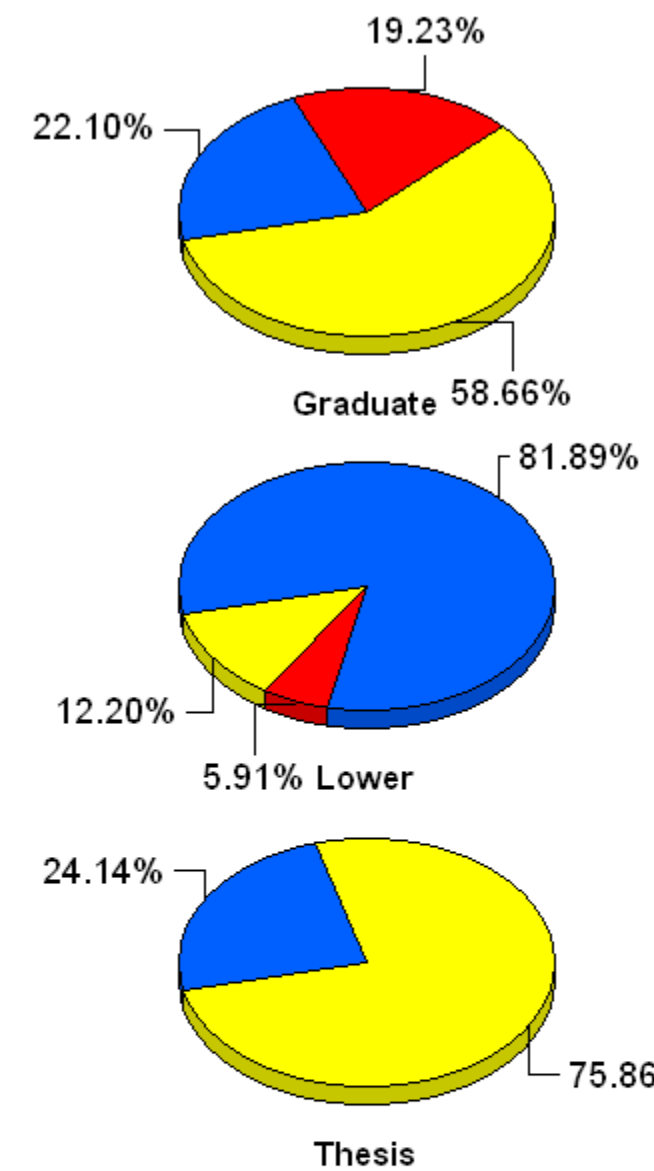
Total FTE per level



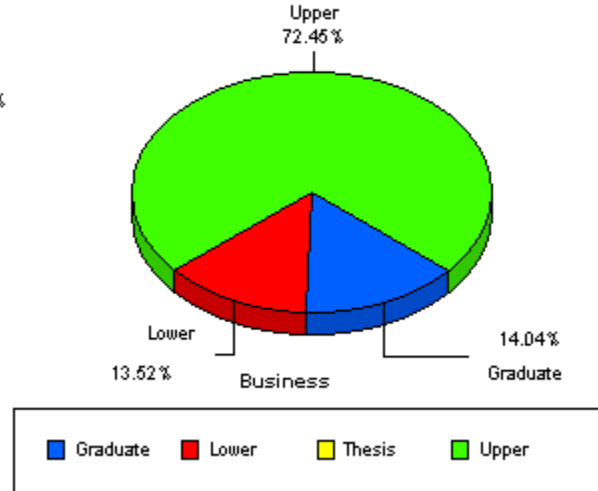
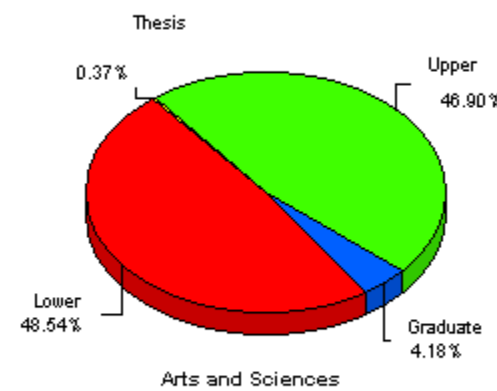
Total FTE per location



Total FTE per level per college



Total FTE per college per level



Total FTE per college and per location

